



transform  
your space  
with **Korniche**

**KORNICHE**



## Multi-Award-Winning





# a brighter home

with smarter engineering.

Flood your living space in natural light with industry-leading roof lanterns and bi-folding doors from Korniche. Combine smart engineering with inspirational design to immerse your home in the outside world.

### **Precision. Simplicity. Beauty.**

The engineering pedigree behind the Korniche roof lantern and bi-folding door makes it easy to elevate the design of your build or renovation project.

Driven by perfection and because we understand that there is no such thing as compromise when it comes to your dream home, we have developed the most advanced products on the market.

Designed from the ground up, every component has been meticulously engineered to combine with the next, transforming your interior, bringing the outside in.

A wealth of unique features improve heat retention, security, functionality and aesthetic appeal, so you can enjoy a final product which is stronger, slimmer, warmer and easier to install.

Natural light in interior spaces creates ambience, enhances your decor whilst energising and improving well-being.

# it's our mission to achieve your vision


Korniche was founded with the mission to bring inspirational products to light through innovative design and engineering. The Korniche Lantern was the first of its kind, designed using ground-breaking engineering instead of being derived from existing conservatory systems. It has been followed up with the equally innovative new bi-folding door.

Since launch this multi-award winning product has been embraced by homeowners and builders alike, and our vision is to become the first brand you go to for smarter, better engineered and inspirational glazed products.

Because we use aluminium, our products are made with greater accuracy and tighter tolerances that deliver superb weather resistance and thermal retention, low maintenance and breath-taking aesthetics.

Single site manufacture benefits from investment in the latest fabrication methods, a clear focus on engineering excellence and industry leading quality controls, Korniche delivers products to an extremely high standard.







# roof lanterns

Welcome more light and style into your home with roof lanterns from Korniche.





# the design brief

A Korniche roof lantern doesn't just change the way your living space looks. By bathing your room in natural daylight, it transforms how it functions. How it feels. Just as every homeowner has a different vision, Korniche has a bespoke design to help you deliver it.

## Engineered for a grander view

Enjoy the most expansive views possible with industry-leading maximum sizes for your roof lantern, spanning up to 24m<sup>2</sup>.

Meticulously engineered to be the strongest and stiffest on the market, it supports more glass without the need for additional rafters.

Thanks to its sturdy die-cast aluminium components and patented method of fixing the spars together, the Korniche roof lantern can span up to 3 meters by 2.5 meters for a single piece of glass per side, or up to a maximum roof space of 6 meters by 4 meters with intermediate rafters

## Bask in daylight and design

A modern take on the classic Victorian-era lantern roofs, the Korniche roof lantern comes in bespoke designs and a range of colours to transform your living space with light.

Reminiscent of traditional timber structures, its award-winning aluminium rafters and spars provide some of the narrowest internal sightlines available, with no visible fixings and seamless joints throughout.

Externally, aluminium die-cast components are covered with contemporary sculpted top and end caps creating a continuous aesthetic whilst delivering secure and all-weather protection.







Meticulously engineered to be the strongest and stiffest on the market, it supports more glass without the need for additional rafters.

# designed **brighter** engineered **better**



## Keep your heat, protect your home

The Korniche roof lantern comes with self-cleaning glass in a range of shades giving overall U values as low as 1.2, so you can enjoy, diffuse or direct natural light while keeping the heat in your home. The dedicated roof glazing used also reduces the amount of heat that enters your living space, helping to maintain the perfect temperature and level of light.

The roof lantern is fully thermally broken. This means the outside aluminium elements are connected to the internal ones through thermal breaks.

These include polymer T bars between the internal and external parts of the spars and polyamide thermal breaks in the eaves beams. This vastly reduces heat transfer and ensures any cold bridging is virtually eliminated.

Industry-leading Q-Lon seals combine and complement the thermally broken design to protect your home from the elements. An innovative glass lock stops the glass slipping under its own weight delivering integral strength and ensures a lifetime of low maintenance.



## Fastest, simplest installation

Making the complicated simple takes real creativity. Our smartly engineered roof lantern is the only design on the market that requires no cutting, trimming or silicone sealant within the lantern structure whilst being assembled.

Capable of being fitted in minutes and glazed in seconds, the Korniche roof lantern is the fastest and easiest system to install on the market.

It arrives with a comprehensive installation manual that has simple step by step instructions that could not be easier to follow.

The sheer simplicity of the installation means that any competent tradesperson can safely, quickly and securely fit your lantern, eliminating the need for specialist installers.

An installers dream.

Capable of being fitted in minutes and glazed in seconds, the Korniche roof lantern is the fastest and easiest lantern to install on the market.

# versatile style



Bespoke designs to help you capture the mood, whatever space you want to fill.


Your vision for a roof lantern might depend on the intended function of your room, what times it will be used and who you want to enjoy the space with the most.

### **RAL Colours**

As well as our stock offerings we offer more than 150 colours in matt, satin or gloss, including the option to have different colours on the inside

and outside of the frames. This gives you greater freedom to match both the interior and exterior style of your property without compromise.

All you need to do is decide on the right combination for your vision.





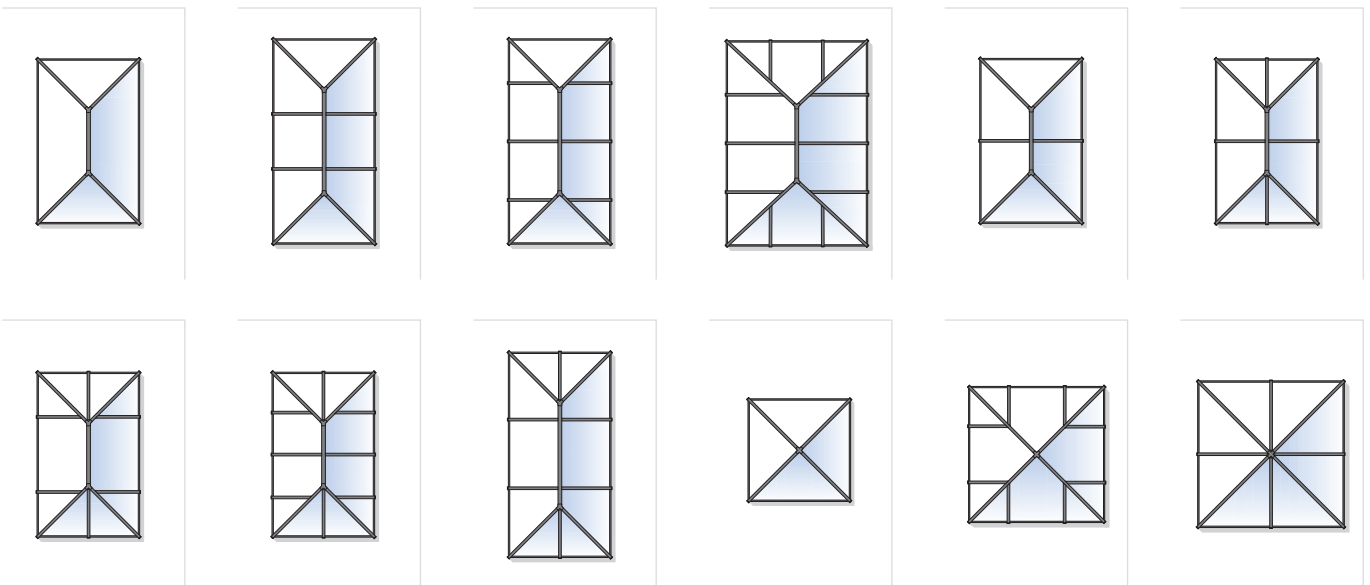
With bespoke sizes and colours all you need to do is decide on the right combination for your vision.

## Specifications

- Bespoke sizes up to 6m x 4m
- Fixed 25°pitch
- 24mm double glazed units
- Largest rectangular lantern with only 4 glass units: 3m x 2.5m (external size)
- Largest overall rectangular lantern size: 6m x 4m (external size)
- Largest Pyramid lantern with only 4 glass units: 2.5m x 2.5m (external size)
- Largest Pyramid lantern: 4m x 4m (external size)



## Available configurations



## Colours & glass options

- ▣ Three stock RAL colours
  - RAL 9010 - Gloss White
  - RAL 7016 - Matt Grey
  - RAL 9005 - Matt Black
- ▣ Dual colour available at no extra cost when selecting two stock colours
- ▣ Bespoke RAL and BS colours available
- ▣ Ball finial option available
- ▣ Laminated and Privacy glass options available.



BESPOKE COLOURS ARE AVAILABLE

## Performance glazing

Ambience Glass					
	Blue	Neutral	Clear	Premium Blue	Aqua
<b>U Value</b>	1.2 W/m <sup>2</sup> K	1.2 W/m <sup>2</sup> K	1.2 W/m <sup>2</sup> K	1.0 W/m <sup>2</sup> K	1.0 W/m <sup>2</sup> K
<b>Solar Heat Reflection</b>	73%	59%	31%	83%	82%
<b>Light Transmission</b>	32%	44%	77%	23%	28%
<b>Self Cleaning</b>	Yes	Yes	Yes	Yes	Yes

### U Values explained

A U value describes the rate that heat is conducted across a material or series of materials, in the table it refers to an insulated glass unit. A lower number means the glass unit is better at resisting heat transfer.

# low maintenance: what you need to know



The Korniche Lantern is fabricated solely in the UK, in a dedicated manufacturing facility, ensuring exceptional quality and finishing standards.

When specified and installed in line with our product guidelines, your Korniche Lantern will require minimum maintenance for maximum peace of mind.

All components are CNC cut and machined with rigorous quality control checks ensuring a perfect finish.





 Powder coating

The lantern's powder coated exterior doesn't just offer a wide range of colours, it also delivers a thick and consistently smooth finish which is extremely durable providing resistance to corrosion and damage from the elements.

 Self-clean glass

Specially designed to remain cleaner for longer, our self-cleaning glass features a transparent coating that breaks down dirt using the sun's ultra-violet rays, which is then washed away by rainfall.

The durable coating is integrated into the external surface of the glass. It will still require the occasional clean in line with the glass manufacturer's instructions, but at far longer intervals compared to standard glass.



# bi-folding doors

Designed to perfection, brighten your room with the award-winning bi-folding doors that combine robust functionality and security with breath-taking elegance.



Aluminium Fabricator  
of the Year  
**NFA23**  
WINNER

Bi-folding Door  
Manufacturer  
of the Year  
**NFA23**  
WINNER

Conservatory Product  
of the Year  
**NFA23**  
WINNER

Aluminium Fabricator  
of the Year  
**NFA22**  
WINNER

Bi-folding Door  
Manufacturer  
of the Year  
**NFA21**  
WINNER

# the design brief

When it comes to bringing more of the outdoors into your home, it's the details in your bi-folding doors that make the difference. Great looking handles in matching finishes. A perfect glide. Slimmer profiles. More glass. Better protection. Superb heat retention. Korniche gets every element right.

## PAS24:2016 as standard\* Enhanced for protection

Our bi-folding doors come rigorously tested to keep your home fully protected. Certified to the advanced PAS24:2016 standard, their strong, durable aluminium frames come with enhanced security that includes a 3 Star Yale locking barrel, high strength shoot-bolts and multi-point locking systems.

The lockable shootbolt handle has an innovative and unique anti-back drive feature engineered into it. This means that even unlocked, a forced entry attempt can't rotate the handle to open the door.

## All in the detail

With a clean, consistent and slim design, our bi-folding doors superbly reflect the attention to detail at every step of manufacture.

Bespoke handles come in matching finishes, while the frames themselves can be powder coated in colours as natural or as vivid as your vision requires.

These beautiful finishes are highly durable, with narrow profiles and glazing seals hidden within the frame, meaning more glass to help you enjoy more of the view.

Thermal breaks, the structural polyamide sections which insulate between the external and internal aluminium profile, are carefully fitted after each half has been powder coated, ensuring stark lines and a striking contrast between the two elements. It's these small but essential details that set Korniche products apart.

\*PAS24:2016 as standard is specified with laminated glass only



**PAS24-2016  
SECURITY**

Because our bi-folding doors are PAS24-2016\* accredited, they are guaranteed to offer enhanced protection for your living space against everything from shoulder-barges to lock-picking.

# engineered to **inspire**

## Make a more memorable entrance

Expertly engineered, Korniche bi-folding doors exude the same quality in their function as they do in design, with an exclusive roller system that delivers an effortlessly smooth glide every time.

A unique, pivoting axle in the rollers allows the wheels to follow any undulations in the stainless-steel tracks underneath. Combined with sealed bearings in the stainless-steel wheels and lateral rollers, the doors will glide effortlessly and smoothly for years to come.

Ergonomics have been carefully considered for the touch points, this starts out with the feel of components in your hands and extends to limitation of the degrees of rotation in the shootbolt handles for more comfort in use.

## Designed for your everyday

Featuring polyamide thermal breaks, our bi-folding doors are designed to keep heat in and the cold out.

Korniche products incorporate the best materials, fabricated to fine tolerances. Patented clip-in 'Speedbead' allows the doors to be glazed and adjusted in seconds whilst engineered components allow for effortless operation.





A unique, pivoting axle in the rollers allows the wheels to follow any undulations in the stainless-steel tracks underneath. Combined with sealed bearings in the stainless-steel wheels and lateral rollers, the doors will glide effortlessly and smoothly for years to come.

# bespoke solutions that elevate your living space



REBATED  
INTEGRATED CILL

## Bespoke solutions

Creating stunning panoramic views for your home in your choice of colour, our bi-folding doors have been engineered with versatility in mind. Strong, durable and with excellent heat retention, Korniche bi-folding doors can be fabricated in any number of configurations from a single to a seven door system.

Integrated threshold or standard threshold and cill options all have a sealing rebate to ensure the doors offer the best weather resistance. The frame options available allow Internal floor levels and installation position to be adjusted to reduce step-over to a minimum. Thanks to the rebate design, the lowest height integrated cill option also comes with the same leading weather rating as the standard frame.

The Korniche aluminium bi-fold door delivers sleek aluminium frames, bespoke Korniche handles, high security locking features with matching, lockable anti-back drive shootbolt handles. You can enjoy an exceptional looking product comfortable in the knowledge that every element of your homes safety is assured.


## Colours and options

- ▀ Our traffic door and shootbolt handles are available in finishes of black, white, grey, polished chrome or brushed stainless steel. Dual colour options available
- ▀ 100mm, 150mm or 190mm cill options
- ▀ Standard or integrated cill thresholds
- ▀ Trickle vents can be installed directly into the head of your door, removing the need for a frame extender
- ▀ Available in black, anthracite grey, agate grey, white or dual colour, and deliver 2667mm<sup>2</sup> of airflow per vent
- ▀ 20mm or 40mm frame extender profiles if required





Traffic door handles



## Configuration options

- Available in any BS or RAL colours
- Doors up to 6.4m wide
- Height up to 2.5m
- Each sash up to 1.25m wide
- 1-7 sashes
- Multiple configurations
- Doors open in or out

Next to each configuration diagram, you will see a number that indicates its opening options (e.g. 4-3-1).

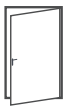
The first number refers to how many door sashes are included within the set.

The second number indicates how many of those doors open to the left, with the final number representing the doors that open to the right.

The doors that feature traffic handles (standard door handles) are master doors which provide both internal and external access.

Shootbolt handles (indicated as a single vertical line) allow the sliding door sashes to be locked in place from the inside only. Door configurations that have just a shootbolt handle do not provide any external access.

### Single door

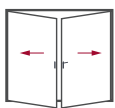


1-0-1

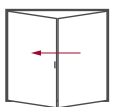


1-1-0

### Two door



2-1-1

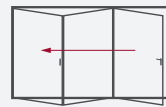


2-2-0

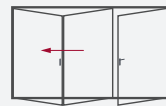


2-0-2

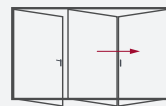
### Three door



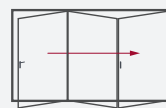
3-3-0



3-2-1

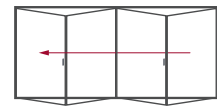


3-1-2

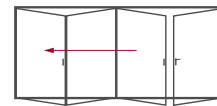


3-0-3

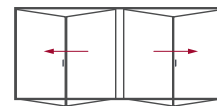
### Four door



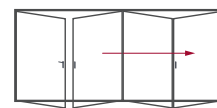
4-4-0



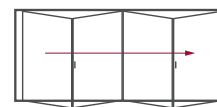
4-3-1



4-2-2





4-1-3



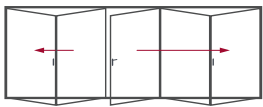
4-0-4

### KEY

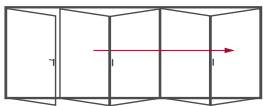
-  - Traffic handle
-  - Shootbolt handle



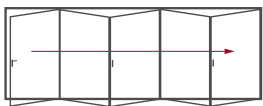
Five door



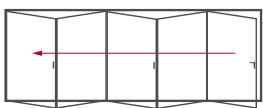
5-2-3



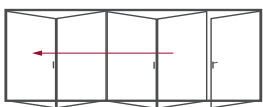
5-1-4



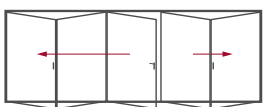
5-0-5



5-5-0

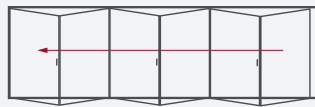


5-4-1

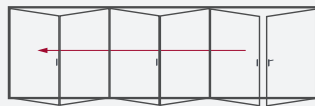


5-3-2

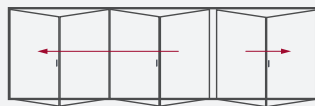
Six door



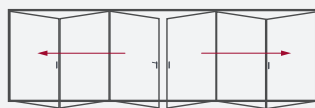
6-6-0



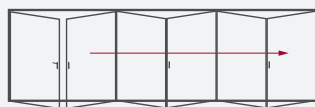
6-5-1



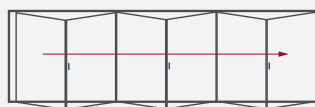
6-4-2



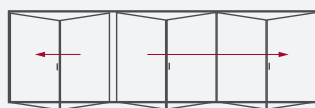
6-3-3



6-1-5

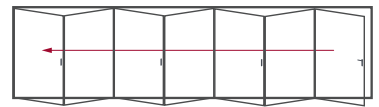


6-0-6

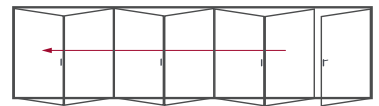


6-2-4

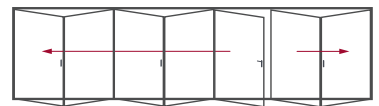
Seven door



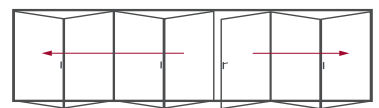
7-7-0



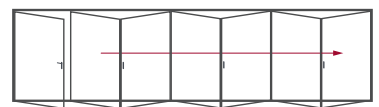
7-6-1



7-5-2



7-4-3



7-1-6



7-0-7



7-3-4



7-2-5

# low maintenance: what you need to know




Korniche is synonymous with quality and our bi-folding doors deliver in every aspect of their manufacture and design.

From powder-coated aluminium to the bearing guided rollers, each detail has been crafted to be as low maintenance as possible. All that's required is the occasional clean to ensure the door's tracks are debris free.

High-quality bespoke hardware ensures your door handles maintain their great appearance during day-to-day operation. At the same time, the system's Yale locking barrel, multi-point locking system and Korniche shoot-bolt handle provide security peace of mind.



MULLION BOTTOM ROLLER



LOWER ROLLER HINGE



UPPER GUIDE HINGE

## Powder coating

The bi-folding doors' powder coated exterior doesn't just offer a wide range of colours, it also delivers a thicker, more consistently smooth coat when compared to a paint finish.

Powder coating results in an extremely durable finish, highly resistant to wear and tear and easy maintenance over an extended period of time.

## RAL

- Stock RAL colour options
  - RAL 9910 – Gloss White
  - RAL 7016 – Matt Anthracite Grey
  - RAL 9005 – Matt Black
  - RAL 7038 – Matt Agate Grey
  - RAL 7016 / RAL 9910 (Matt Anthracite Grey on Gloss White)
  - RAL 7038 / RAL 9910 (Matt Agate Grey on Gloss White)
  - RAL 9005 / RAL 9910 (Matt Black on Gloss White)

We offer more than 150 colours in matt, satin or gloss, including the option to have different colours on the inside and outside of the frames.

This gives you greater freedom to match both the interior and exterior style of your property.

The Korniche Bi-folding doors operational hardware is precision engineered and manufactured to exacting standards. Bearing guided rollers ensure an easy glide every time.



# a smarter home innovation built-in

Uni-Blinds®

## SLIDING VENETIAN INTEGRAL BLINDS

SL20SV Sliding Control Uni-Blinds available for your Korniche Bi-folding Door. Integrated venetian blind providing a smart solution with ingenious slider control for all the blind function in one easy to use device.

### Cordless Control

Based on the technically proficient Screenline integral blind system from globally renowned manufacturer Pellini, the SL20SV provides a slick visual result with no cords on the face of the glass. Like all Screenline blinds, the SL20SV sliding system represents **the highest quality and operational reliability of any integral blinds.**

The blind is encapsulated within the two glass panes of a double glazed unit, **the thermal efficiency is optimised thanks to a warm edge spacer bar as standard.**

### SV System Benefits

Closed-loop belt transmission system allows smooth and long-lasting function of the blind.

External magnetic slider is treated with a patented antibacterial finish, providing a long-lasting protective function against viruses.














Fully compliant with child safety standards.

Requires only one device to raise and tilt the slats.






# a splash of colour

**Venetian Uni-Blinds** are designed to match any home. With 10 colours to choose from we're certain there is one perfect for you. In addition, anthracite grey and black is exclusive to Uni-Blinds and compliments perfectly the Korniche anthracite grey and black bi-fold powder coated frames.

## slat colour

				
<b>S102 WHITE*</b> Solar reflection 70% Light reflection 78% Solar absorption 30% Standard colour	<b>S149 CREAM*</b> Solar reflection 68% Light reflection 75% Solar absorption 32% Standard colour	<b>S157 SILVER*</b> Solar reflection 43% Light reflection 44% Solar absorption 57% Standard colour	<b>S155 GREY</b> Solar reflection 42% Light reflection 48% Solar absorption 59%	<b>S120 AGATE GREY</b> Solar Reflection 41% Light Reflection 41% Solar Absorption 59%
				
<b>B160 BLACK</b> Solar reflection 4% Light reflection 4% Solar absorption 96%	<b>S156 METALLIC SILVER</b> Solar reflection 65% Light reflection 62% Solar absorption 35%	<b>S158 SLATE GREY</b> Solar reflection 20% Light reflection 21% Solar absorption 80%	<b>S159 ANTHRACITE</b> Solar reflection 12% Light reflection 13% Solar absorption 88%	<b>S159 ANTHRACITE/S102 WHITE</b> Solar reflection 12% Light reflection 13% Solar absorption 88%
			*When the laminated glass option is chosen the only slat colours available are S102, S149 and S157.	
<b>S125 BEIGE</b> Solar reflection 57% Light reflection 63% Solar absorption 43%	<b>S142 LIGHT BLUE</b> Solar reflection 65% Light reflection 69% Solar absorption 35%	<b>S130 GREEN</b> Solar reflection 58% Light reflection 65% Solar absorption 42%		

## slider, slideguide and headrail colour

				
WHITE	BEIGE	LIGHT GREY	ANTHRACITE GREY	BLACK

\*When the laminated glass option is chosen the only slider, slide guide and headrail colours available are White, Beige and Light Grey.

## Glass

**For refurbishment & renovation projects**



Centre pane U=1.2 W/m<sup>2</sup>K  
28mm clear low E  
Laminated with clear low E (PAS24)

**For new build projects**

Centre pane U=1.0 W/m<sup>2</sup>K  
Laminated with solar control

## How to operate

The **SL20SV** is operated by a cleverly-designed magnetic slider, positioned on the right or left-handed edge of glass. A narrow adhesive transparent profile ensures the linear movement of the slider. The blind is raised and lowered by moving the slider up or down and is tilted by slightly lifting or lowering the same slider.







# multi-award-winning products recognised across the industry



Since its launch in 2016, the Korniche Roof Lantern has received multiple awards for its innovative design, engineering and aesthetics, including both builder and homeowner accreditation.

- NFA 2023 - Aluminium Fabricator of the Year, Bi-folding Door Manufacturer of the Year & Conservatory Product of the Year
- Manufacturing ISO9001:2015 Quality accreditation 2022
- NFA 2022 - Aluminium Fabricator of the Year
- NFA 2021 - Bi-folding Door Manufacturer of the Year
- Build-It Awards 2022 - Best Roofing System or Product
- Homebuilding & Industry Awards 2021 – Rooflight Supplier of the Year





# peace of mind comes as standard with Korniche

From design to doorstep, Korniche products are engineered to deliver precision manufactured doors and lanterns for your home.



## PAS 24 Security Certified

PAS 24 Security Certified is the latest security standard that can only be achieved once a product has been tested to demonstrate enhanced protection against various types of attack. This ranges from shoulder barging and kicking to attempts to pick or damage the handle or lock. In short, it's an essential level of security for your doors.



## 10 Year Manufacturers Warranty

Engineered in the UK to ensure the highest level of quality, endurance and reliability, all Korniche products come with a 10 year warranty against all parts and manufacturing.

See T & C's on the Korniche website.



## Quality Assured

We manufacture our products to exacting tolerances, with intensive quality check and tests. As a result, we ensure your bespoke order is competitively priced and fulfilled to the highest possible standard with excellent availability and lead times.



In the unlikely event that your cylinder is snapped under attack due to a forced break-in, YALE will give you £1,000 compensation for any distress and inconvenience caused, that's how confident we are in the YALE lock barrel product. How does it work? Simply register your guarantee online at [help.yale.co.uk](http://help.yale.co.uk) within 30 days of purchase to ensure you are covered for five years.







# get in touch

At Korniche we want you to specify with confidence, secure in the knowledge that the award-winning products you choose will be the perfect finish for your project.

For more information, including where to find your closest supplier, visit:

[www.korniche.co.uk](http://www.korniche.co.uk)







transform  
your space  
with **Korniche**



[www.korniche.co.uk](http://www.korniche.co.uk)

